

2022



	<b>2</b>
	<b>5</b>
	<b>8</b>



## 股权融资

A

1.2 ↓ 9%

IPO 5,223 ↓ 13%

FO 6,687 ↓ 6%

239 ↓ 79%

IPO 134 ↓ 69%

FO 105 85%

13 ↓ 94%

IPO 5 ↓ 96%

FO 8 ↓ 90%

## 债券融资



18.1 ↓ 10%



1,081 ↓ 45%

## 中国并购

4,024 ↓ 32%



3,518 ↓ 32%



506 ↓ 25%



↓ 15%

↓ 15%



A

1.0

↓ 10%

1,249

↓ 25%



999 ↓ 17%

A 9%

273 ↓ 21%

24%

1.5 ↓ 16%

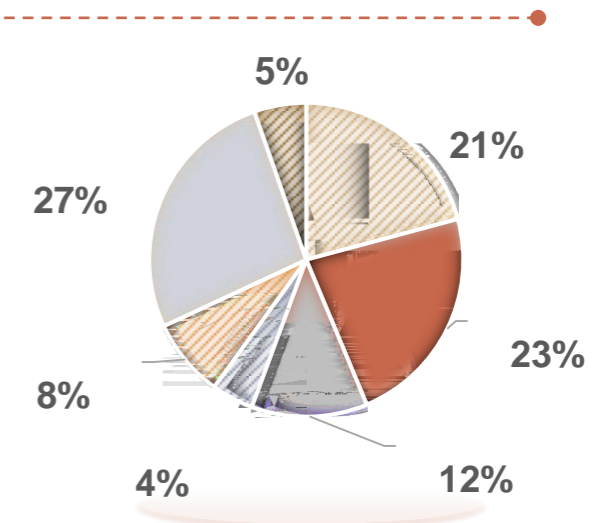
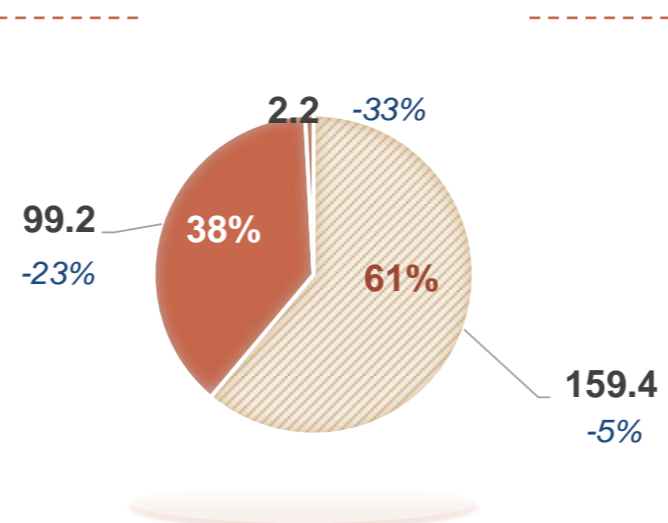
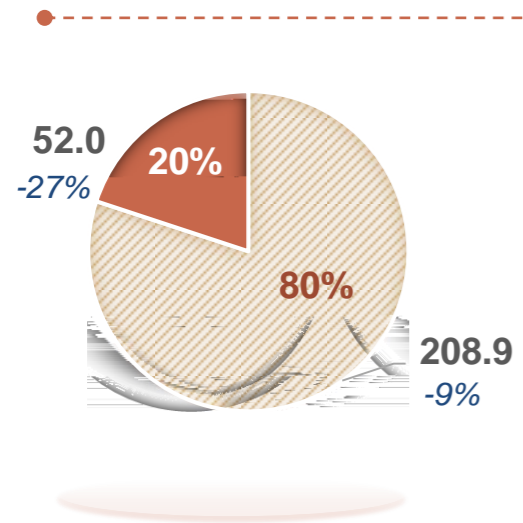
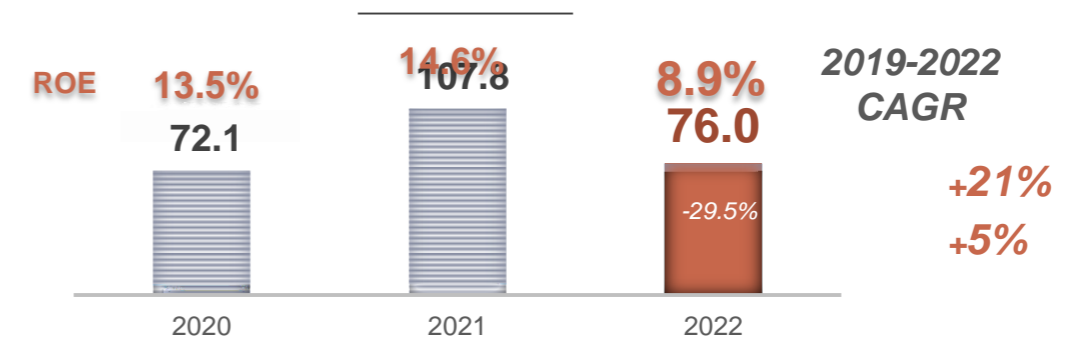
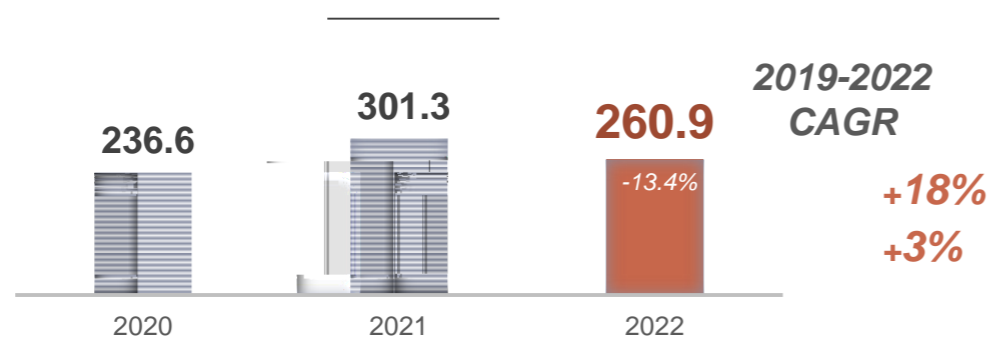
26.0 ↑ 2%

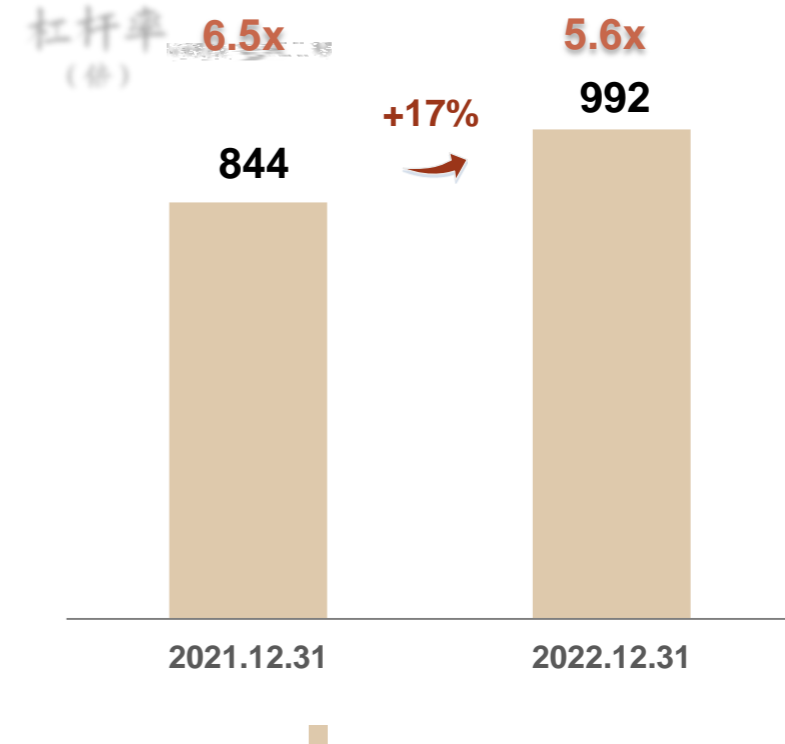
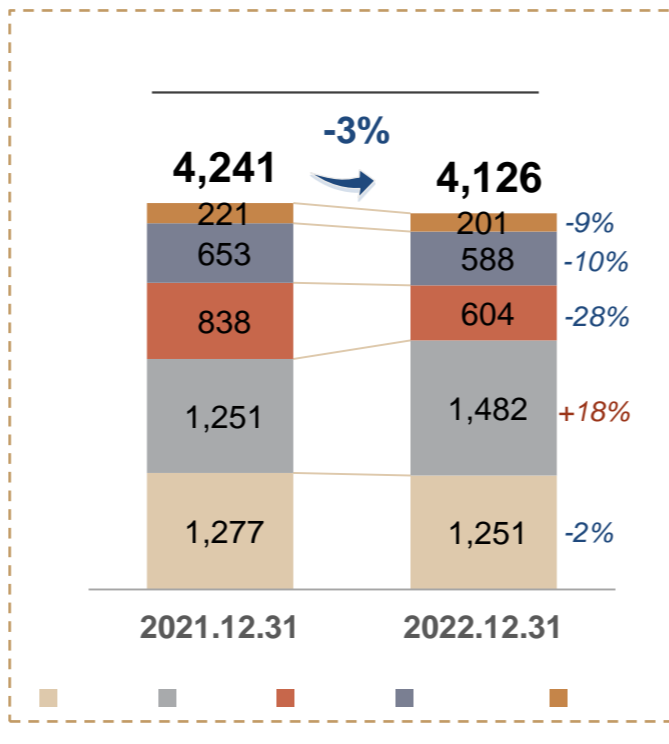
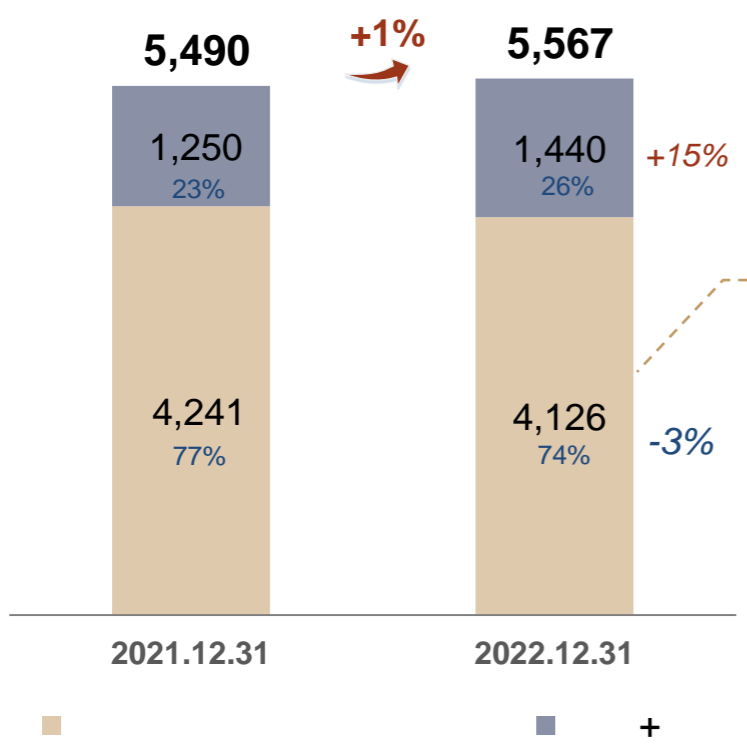
倍

6.3 ↓ 18%

14.6 ↑ 7%











股本、债券融资规模  
近**4**万亿元

并购交易规模  
**1,000**亿美元

沪深股通市占率**~15%**  
债券通交易位居第**八**位

集团资产管理规模超**14,000**亿元

受托规模一财富管理头筹市场领先



私募股权新增募资超**500**亿元

推动责任投资 加入**UNPRI**

史密文研空办生发布数景市场第一

公司**MSCI ESG**评级提升至**A**级

成立中金国际，搭建国际化未来拓展平台



2022

59.7

-30%

22.7

-21%

56.2

A

9.3

QFII 业务市场份额 ~58%

19



... 1% ITJET EMC 726.67 > 324.5A

19

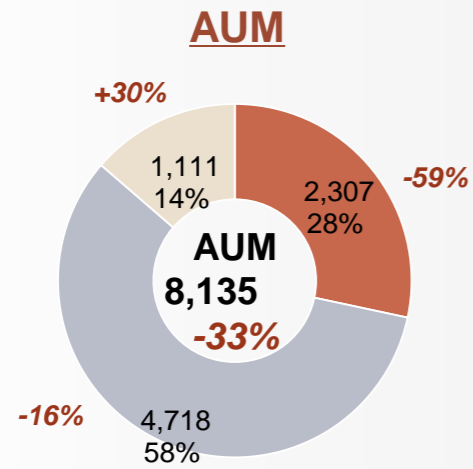


2022	11.3	-20%
	12.6	-8%
	-1.3	-379%

- UN PRI
- ESG
- 500ESG

---

- ETF


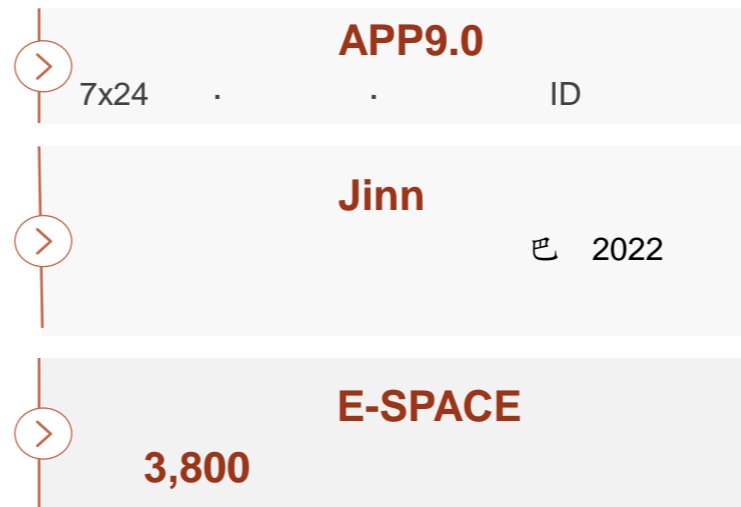
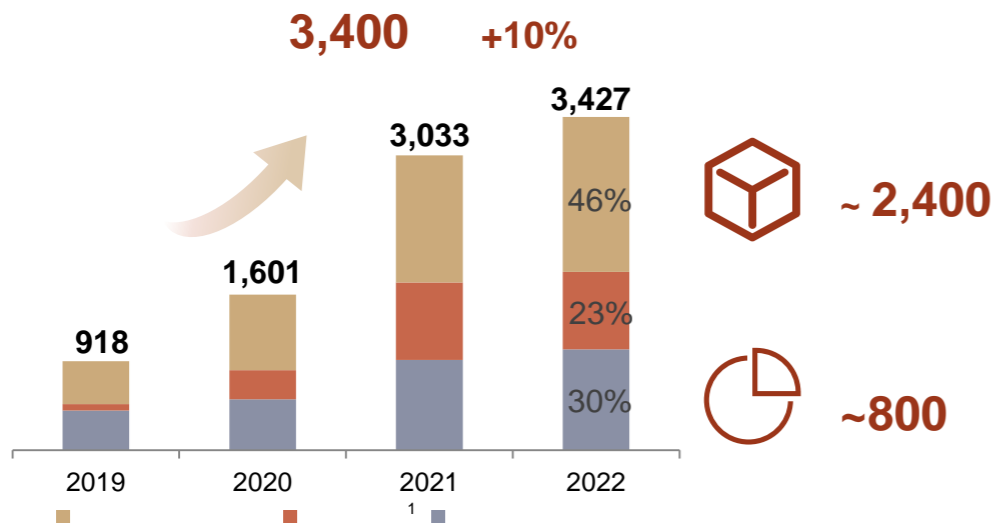
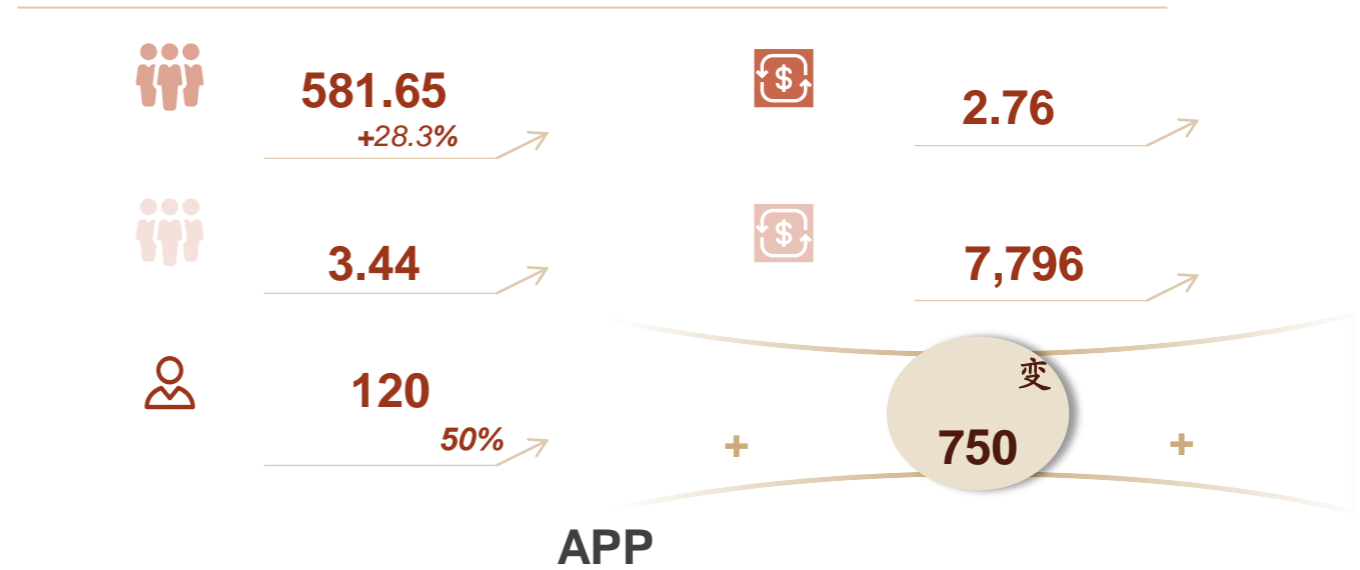



AUM

¥ 3,595  
+10%

清科研究中心  
ZeroIPO Research

2022





18,000

2022

办

400

40

1,600

办

巴

办

中国专家

公募REITs

专精特新

ESG

中国大消费

元宇宙

汽车电子

全球资产管理



巴/  
10+



2,200+

26 +



ASIAMONEY



Institutional Investor

